

Project: _____

Fixture Type: _____

Location: _____

Contact/Phone: _____

PRODUCT DESCRIPTION

This LED Housing series is designed for new construction installations and suitable for use in ceiling where the housing can be direct contact with insulation. For use in shallow ceiling which have tighter clearances.

PRODUCT SPECIFICATIONS

Plaster Frame

- Galvanized steel construction. The housing can be removed from plaster frame to provide access to the junction box.

Junction Box

- Listed for through branch circuit wiring.
- Contains one 1-1/8", one 1/2", six 7/8" knockouts and four Romex pryouts with strain relief.

Bar Hanger

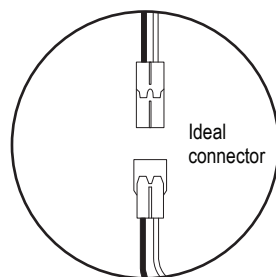
- Pre-installed Real nail easily installs in regular lumber, engineered lumber.
- Bar Hangers are adjustable from 13-5/8" to 25" and can be repositioned 90 degree on plaster frame.

Listings

- cULus Listed for Damp Location
- cULus Listed for Feed Through
- Certified under ASTM-E283 for Air tight construction

CONNECT DIMMER SWITCH WIRING

Standard version
(Triac Dimming at 120V)

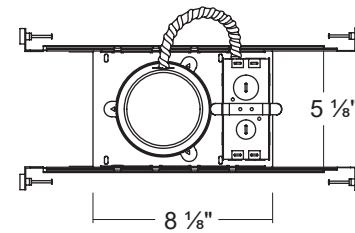
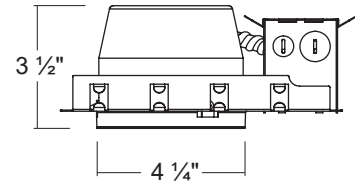


J99IC-LED-S

4" IC LED Dedicated Can Shallow
New construction Housing



DIMENSIONS



COMPATIBLE TRIMS

Standard version

Catalog Number	Description
JRT2-4-XX-S	4" LED Retrofit / Smooth
JRT2-4-XX-BF	4" LED Retrofit / Baffle
JRT2-4-XX-ADJ	4" LED Retrofit / Gimbal
JRT2-4-XX-SQ	4" LED Retrofit / Square
JR06-XX	4" LED Retrofit / Scoop